



# OFFICE OF THE SUPERVISOR OF ELECTIONS POLLING DIVISION STATISTICS

## FIRST ELECTORAL DISTRICT - ZION HILL POLLING DIVISION

Title	TOTAL	Polling Day	Advance Polling
Registered Voters - Total	996		
Ballots Cast - Total	578	474	104
Ballots Cast - Blank	1	1	0
Voter Turnout - Total	58.03%		

Title	TOTAL	VOTE %	Polling Day	Advance Polling
VIP Karl Dawson	305	52.95%	244	61
IND Chad George	139	24.13%	128	11
PVIM Sylvia Romney-Moses	132	22.92%	100	32
Total Votes Cast	576	100.00%	472	104
Overvotes	0		0	0
Undervotes	2		2	0
Contest Totals	578		474	104

Territorial Electoral District	TOTAL	VOTE %	Polling Day	Advance Polling
IND Ishmael E. Brathwaite	5	0.22%	4	1
IND Daniel Robert F. Davies	75	3.34%	71	4
VIP Sharie Bianca Y. de Castro	275	12.24%	223	52
IND Mitsy Jamelle Ellis	8	0.36%	6	2
NDP Renard V. Estridge	34	1.51%	28	6
VIP Carvin Malone	210	9.35%	159	51
PVIM Stacy Mather	231	10.28%	206	25
PVIM Ingrid A. Moses-Scatliffe	174	7.75%	144	30
NDP David Allen O'Neal	15	0.67%	10	5
NDP Kedrick Pickering	74	3.29%	59	15
PVIM Ronnie W. Skelton	211	9.39%	167	44
IND Lesmore Smith	53	2.36%	47	6
NDP Lorna Smith	122	5.43%	101	21
VIP Neville Smith	255	11.35%	203	52
PVIM Shaina Mary Ann Smith Archer	251	11.18%	208	43
IND Karen Vanterpool	10	0.45%	10	0
VIP Zoe Walcott	243	10.82%	193	50
Total Votes Cast	2246	100.00%	1839	407
Overvotes	0		0	0
Undervotes	66		57	9
Contest Totals	2312		1896	416



# OFFICE OF THE SUPERVISOR OF ELECTIONS POLLING DIVISION STATISTICS

## FIRST ELECTORAL DISTRICT - CARROT BAY POLLING DIVISION

Title	TOTAL	Polling Day	Advance Polling
Registered Voters - Total	565		
Ballots Cast - Total	292	243	49
Ballots Cast - Blank	0	0	0
Voter Turnout - Total	51.68%		

Title	TOTAL	VOTE %	Polling Day	Advance Polling
VIP Karl Dawson	147	50.87%	112	35
IND Chad George	121	14.87%	109	12
PVIM Sylvia Romney-Moses	21	7.27%	19	2
Total Votes Cast	289	100.00%	240	49
Overvotes	0		0	0
Undervotes	3		3	0
Contest Totals	292		243	49

Territorial Electoral District	TOTAL	VOTE %	Polling Day	Advance Polling
IND Ishmael E. Brathwaite	9	0.78%	6	3
IND Daniel Robert F. Davies	43	3.75%	40	3
VIP Sharie Bianca Y. de Castro	175	15.26%	145	30
IND Mitsy Jamelle Ellis	5	0.44%	5	0
NDP Renard V. Estridge	11	0.96%	9	2
VIP Carvin Malone	125	10.90%	93	32
PVIM Stacy Mather	84	7.32%	79	5
PVIM Ingrid A. Moses-Scatliffe	57	4.97%	48	9
NDP David Allen O'Neal	14	1.22%	9	5
NDP Kedrick Pickering	31	2.70%	23	8
PVIM Ronnie W. Skelton	68	5.93%	57	11
IND Lesmore Smith	23	2.01%	20	3
NDP Lorna Smith	55	4.80%	46	9
VIP Neville Smith	183	15.95%	149	34
PVIM Shaina Mary Ann Smith Archer	122	9.76%	103	9
IND Karen Vanterpool	7	0.61%	7	0
VIP Zoe Walcott	145	12.64%	113	32
Total Votes Cast	1147	100.00%	952	195
Overvotes	0		0	0
Undervotes	21		20	1
Contest Totals	1168		972	196



# OFFICE OF THE SUPERVISOR OF ELECTIONS POLLING DIVISION STATISTICS

## SECOND ELECTORAL DISTRICT - JOST VAN DYKE POLLING DIVISION

Title	TOTAL	Polling Day	Advance Polling
Registered Voters - Total	186		
Ballots Cast - Total	105	103	2
Ballots Cast - Blank	0	0	0
Voter Turnout - Total	56.45%		

Title	TOTAL	VOTE %	Polling Day	Advance Polling
IND Troy Christopher	13	12.38%	13	0
VIP Marieta Headley	23	21.90%	23	0
PVIM Melvin M. Turnbull	69	65.71%	67	2
Total Votes Cast	105	100.00%	103	2
Overvotes	0		0	0
Undervotes	0		0	0
Contest Totals	105		103	2

Territorial Electoral District	TOTAL	VOTE %	Polling Day	Advance Polling
IND Ishmael E. Brathwaite	3	0.72%	3	0
IND Daniel Robert F. Davies	9	2.16%	9	0
VIP Sharie Bianca Y. de Castro	42	10.07%	42	0
IND Mitsy Jamelle Ellis	4	0.96%	4	0
NDP Renard V. Estridge	5	1.20%	5	0
VIP Carvin Malone	44	10.55%	44	0
PVIM Stacy Mather	48	11.51%	47	1
PVIM Ingrid A. Moses-Scatliffe	49	11.75%	48	1
NDP David Allen O'Neal	4	0.96%	4	0
NDP Kedrick Pickering	12	2.88%	12	0
PVIM Ronnie W. Skelton	47	11.27%	46	1
IND Lesmore Smith	8	1.92%	8	0
NDP Lorna Smith	23	5.52%	22	1
VIP Neville Smith	35	8.39%	35	0
PVIM Shaina Mary Ann Smith Archer	49	11.75%	48	1
IND Karen Vanterpool	1	0.24%	1	0
VIP Zoe Walcott	34	8.15%	34	0
Total Votes Cast	417	100.00%	412	5
Overvotes	0		0	0
Undervotes	3		0	3
Contest Totals	420		412	8



# OFFICE OF THE SUPERVISOR OF ELECTIONS POLLING DIVISION STATISTICS

## SECOND ELECTORAL DISTRICT - CANE GARDEN BAY POLLING DIVISION

Title	TOTAL	Polling Day	Advance Polling
Registered Voters - Total	601		
Ballots Cast - Total	353	306	47
Ballots Cast - Blank	0	0	0
Voter Turnout - Total	58.74%		

Title	TOTAL	VOTE %	Polling Day	Advance Polling
IND Troy Christopher	95	26.99%	85	10
VIP Marieta Headley	26	7.39%	23	3
PVIM Melvin M. Turnbull	231	65.62%	198	33
Total Votes Cast	352	100.00%	306	46
Overvotes	0		0	0
Undervotes	1		0	1
Contest Totals	353		306	47

Territorial Electoral District	TOTAL	VOTE %	Polling Day	Advance Polling
IND Ishmael E. Brathwaite	1	0.07%	1	0
IND Daniel Robert F. Davies	67	4.88%	63	4
VIP Sharie Bianca Y. de Castro	115	8.38%	102	13
IND Mitsy Jamelle Ellis	5	0.36%	5	0
NDP Renard V. Estridge	16	1.17%	12	4
VIP Carvin Malone	45	3.28%	37	8
PVIM Stacy Mather	193	14.06%	168	25
PVIM Ingrid A. Moses-Scatliffe	171	12.45%	145	26
NDP David Allen O'Neal	14	1.02%	10	4
NDP Kedrick Pickering	51	3.71%	42	9
PVIM Ronnie W. Skelton	203	14.79%	172	31
IND Lesmore Smith	25	1.82%	22	3
NDP Lorna Smith	107	7.79%	95	12
VIP Neville Smith	77	5.61%	67	10
PVIM Shaina Mary Ann Smith Archer	208	15.15%	182	26
IND Karen Vanterpool	3	0.22%	2	1
VIP Zoe Walcott	72	5.24%	60	12
Total Votes Cast	1373	100.00%	1185	188
Overvotes	0		0	0
Undervotes	39		39	0
Contest Totals	1412		1224	188



# OFFICE OF THE SUPERVISOR OF ELECTIONS POLLING DIVISION STATISTICS

## SECOND ELECTORAL DISTRICT - BREWERS BAY POLLING DIVISION


Title	TOTAL	Polling Day	Advance Polling
Registered Voters - Total	306		
Ballots Cast - Total	164	139	25
Ballots Cast - Blank	0	0	0
Voter Turnout - Total	53.59%		

Title	TOTAL	VOTE %	Polling Day	Advance Polling
IND Troy Christopher	94	57.32%	78	16
VIP Marieta Headley	15	9.15%	15	0
PVIM Melvin M. Turnbull	55	33.54%	46	9
Total Votes Cast	164	100.00%	139	25
Overvotes	0		0	0
Undervotes	0		0	0
Contest Totals	164		139	25

Territorial Electoral District	TOTAL	VOTE %	Polling Day	Advance Polling
IND Ishmael E. Brathwaite	1	0.16%	1	0
IND Daniel Robert F. Davies	45	7.06%	41	4
VIP Sharie Bianca Y. de Castro	49	7.69%	45	4
IND Mitsy Jamelle Ellis	4	0.63%	3	1
NDP Renard V. Estridge	19	2.98%	14	5
VIP Carvin Malone	17	2.67%	15	2
PVIM Stacy Mather	88	13.81%	79	9
PVIM Ingrid A. Moses-Scatliffe	68	10.68%	58	10
NDP David Allen O'Neal	6	0.94%	5	1
NDP Kedrick Pickering	42	6.59%	33	9
PVIM Ronnie W. Skelton	80	12.56%	66	14
IND Lesmore Smith	17	2.67%	13	4
NDP Lorna Smith	73	11.46%	63	10
VIP Neville Smith	30	4.71%	27	3
PVIM Shaina Mary Ann Smith Archer	63	9.89%	51	12
IND Karen Vanterpool	3	0.47%	3	0
VIP Zoe Walcott	32	5.02%	30	2
Total Votes Cast	637	100.00%	547	90
Overvotes	0		0	0
Undervotes	19		9	10
Contest Totals	656		556	100



# OFFICE OF THE SUPERVISOR OF ELECTIONS POLLING DIVISION STATISTICS

## SECOND ELECTORAL DISTRICT - MEYERS POLLING DIVISION

Title	TOTAL	Polling Day	Advance Polling
Registered Voters - Total	613		
Ballots Cast - Total	358	306	52
Ballots Cast - Blank	0	0	0
Voter Turnout - Total	58.40%		

Title	TOTAL	VOTE %	Polling Day	Advance Polling
IND Troy Christopher	101	28.21%	90	11
VIP Marieta Headley	52	14.53%	45	7
PVIM Melvin M. Turnbull	205	57.26%	171	34
Total Votes Cast	358	100.00%	306	52
Overvotes	0		0	0
Undervotes	0		0	0
Contest Totals	358		306	52

Territorial Electoral District	TOTAL	VOTE %	Polling Day	Advance Polling
IND Ishmael E. Brathwaite	7	0.49%	6	1
IND Daniel Robert F. Davies	49	3.46%	46	3
VIP Sharie Bianca Y. de Castro	132	9.32%	116	16
IND Mitsy Jamelle Ellis	7	0.49%	5	2
NDP Renard V. Estridge	34	2.40%	29	5
VIP Carvin Malone	76	5.37%	68	8
PVIM Stacy Mather	166	11.72%	141	25
PVIM Ingrid A. Moses-Scatliffe	153	10.81%	125	28
NDP David Allen O'Neal	20	1.41%	18	2
NDP Kedrick Pickering	83	5.86%	74	9
PVIM Ronnie W. Skelton	187	13.21%	154	33
IND Lesmore Smith	38	2.68%	37	1
NDP Lorna Smith	115	8.12%	98	17
VIP Neville Smith	99	6.99%	85	14
PVIM Shaina Mary Ann Smith Archer	156	11.02%	128	28
IND Karen Vanterpool	7	0.49%	6	1
VIP Zoe Walcott	87	6.14%	75	12
Total Votes Cast	1416	100.00%	1211	205
Overvotes	0		0	0
Undervotes	16		13	3
Contest Totals	1432		1224	208




# OFFICE OF THE SUPERVISOR OF ELECTIONS POLLING DIVISION STATISTICS

## THIRD ELECTORAL DISTRICT - SEA COWS BAY POLLING DIVISION

Title	TOTAL	Polling Day	Advance Polling
Registered Voters - Total	1821		
Ballots Cast - Total	1006	823	183
Ballots Cast - Blank	3	1	2
Voter Turnout - Total	55.24%		

Title	TOTAL	VOTE %	Polling Day	Advance Polling
IND Troy Christopher	459	46.27%	355	104
VIP Marieta Headley	347	34.98%	291	56
PVIM Melvin M. Turnbull	186	18.75%	165	21
Total Votes Cast	992	100.00%	811	181
Overvotes	0		0	0
Undervotes	14		12	2
Contest Totals	1006		823	183

Territorial Electoral District	TOTAL	VOTE %	Polling Day	Advance Polling
IND Ishmael E. Brathwaite	12	0.31%	8	4
IND Daniel Robert F. Davies	188	4.86%	176	12
VIP Sharie Bianca Y. de Castro	301	7.79%	247	54
IND Mitsy Jamelle Ellis	11	0.28%	10	1
NDP Renard V. Estridge	158	4.09%	128	30
VIP Carvin Malone	172	4.45%	142	30
PVIM Stacy Mather	485	12.55%	415	70
PVIM Ingrid A. Moses-Scatliffe	388	10.04%	298	90
NDP David Allen O'Neal	121	3.13%	94	27
NDP Kedrick Pickering	260	6.73%	213	47
PVIM Ronnie W. Skelton	456	11.80%	371	85
IND Lesmore Smith	78	2.02%	66	12
NDP Lorna Smith	426	11.02%	357	69
VIP Neville Smith	215	5.56%	179	36
PVIM Shaina Mary Ann Smith Archer	381	9.86%	292	89
IND Karen Vanterpool	20	0.52%	18	2
VIP Zoe Walcott	193	4.99%	165	28
Total Votes Cast	3865	100.00%	3179	686
Overvotes	20		16	4
Undervotes	139		97	42
Contest Totals	4024		3292	732



# OFFICE OF THE SUPERVISOR OF ELECTIONS POLLING DIVISION STATISTICS

## FOURTH ELECTORAL DISTRICT - ROAD TOWN POLLING DIVISION

Title	TOTAL	Polling Day	Advance Polling
Registered Voters - Total	1406		
Ballots Cast - Total	769	604	165
Ballots Cast - Blank	0	0	0
Voter Turnout - Total	54.69%		

Title	TOTAL	VOTE %	Polling Day	Advance Polling
NDP Sandy M. Harrigan-Underhill	285	37.30%	213	72
VIP Luce Hodge-Smith	322	42.15%	271	51
IND Rosita N. Scatliffe-Thompson	12	1.57%	12	0
PVIM Ian Seymour Smith	145	18.98%	103	42
Total Votes Cast	764	100.00%	599	165
Overvotes	0		0	0
Undervotes	5		5	0
Contest Totals	769		604	165

Territorial Electoral District	TOTAL	VOTE %	Polling Day	Advance Polling
IND Ishmael E. Brathwaite	7	0.49%	6	1
IND Daniel Robert F. Davies	49	3.46%	46	3
VIP Sharie Bianca Y. de Castro	132	9.32%	116	16
IND Mitsy Jamelle Ellis	7	0.49%	5	2
NDP Renard V. Estridge	34	2.40%	29	5
VIP Carvin Malone	76	5.37%	68	8
PVIM Stacy Mather	166	11.72%	141	25
PVIM Ingrid A. Moses-Scatliffe	153	10.81%	125	28
NDP David Allen O'Neal	20	1.41%	18	2
NDP Kedrick Pickering	83	5.86%	74	9
PVIM Ronnie W. Skelton	187	13.21%	154	33
IND Lesmore Smith	38	2.68%	37	1
NDP Lorna Smith	115	8.12%	98	17
VIP Neville Smith	99	6.99%	85	14
PVIM Shaina Mary Ann Smith Archer	156	11.02%	128	28
IND Karen Vanterpool	7	0.49%	6	1
VIP Zoe Walcott	87	6.14%	75	12
Total Votes Cast	1416	100.00%	1211	205
Overvotes	0		0	0
Undervotes	16		13	3
Contest Totals	1432		1224	208





# OFFICE OF THE SUPERVISOR OF ELECTIONS POLLING DIVISION STATISTICS

## FIFTH ELECTORAL DISTRICT - HUNTUMS GHUT POLLING DIVISION

Title	TOTAL	Polling Day	Advance Polling
Registered Voters - Total	1390		
Ballots Cast - Total	782	655	127
Ballots Cast - Blank	0	0	0
Voter Turnout - Total	56.26%		

Title	TOTAL	VOTE %	Polling Day	Advance Polling
PVIM Marvin Blyden	233	30.30%	192	41
VIP Kye M. Rymer	536	69.70%	454	82
Total Votes Cast	769	100.00%	646	123
Overvotes	0		0	0
Undervotes	13		9	4
Contest Totals	782		655	127

Territorial Electoral District	TOTAL	VOTE %	Polling Day	Advance Polling
IND Ishmael E. Brathwaite	1	0.03%	1	0
IND Daniel Robert F. Davies	120	3.93%	113	7
VIP Sharie Bianca Y. de Castro	327	10.70%	266	61
IND Mitsy Jamelle Ellis	8	0.26%	8	0
NDP Renard V. Estridge	64	2.09%	54	10
VIP Carvin Malone	229	7.49%	178	51
PVIM Stacy Mather	336	10.99%	291	45
PVIM Ingrid A. Moses-Scatliffe	257	8.41%	212	45
NDP David Allen O'Neal	58	1.90%	48	10
NDP Kedrick Pickering	162	5.30%	141	21
PVIM Ronnie W. Skelton	327	10.70%	280	47
IND Lesmore Smith	107	3.50%	91	16
NDP Lorna Smith	260	8.51%	209	51
VIP Neville Smith	271	8.86%	227	44
PVIM Shaina Mary Ann Smith Archer	239	7.82%	203	36
IND Karen Vanterpool	11	0.36%	8	3
VIP Zoe Walcott	280	9.16%	233	47
Total Votes Cast	3057	100.00%	2563	494
Overvotes	16		16	0
Undervotes	55		41	14
Contest Totals	3128		2620	508



# OFFICE OF THE SUPERVISOR OF ELECTIONS POLLING DIVISION STATISTICS

## FIFTH ELECTORAL DISTRICT - LONG TRENCH POLLING DIVISION

Title	TOTAL	Polling Day	Advance Polling
Registered Voters - Total	757		
Ballots Cast - Total	421	372	49
Ballots Cast - Blank	0	0	0
Voter Turnout - Total	55.61%		

Title	TOTAL	VOTE %	Polling Day	Advance Polling
PVIM Marvin Blyden	109	26.39%	92	17
VIP Kye M. Rymer	304	73.61%	273	31
Total Votes Cast	413	100.00%	365	48
Overvotes	0		0	0
Undervotes	8		7	1
Contest Totals	421		372	49

Territorial Electoral District	TOTAL	VOTE %	Polling Day	Advance Polling
IND Ishmael E. Brathwaite	3	0.18%	3	0
IND Daniel Robert F. Davies	71	4.33%	67	4
VIP Sharie Bianca Y. de Castro	146	8.90%	132	14
IND Mitsy Jamelle Ellis	8	0.49%	5	3
NDP Renard V. Estridge	43	2.62%	38	5
VIP Carvin Malone	94	5.73%	79	15
PVIM Stacy Mather	168	10.24%	150	18
PVIM Ingrid A. Moses-Scatliffe	133	8.10%	113	20
NDP David Allen O'Neal	36	2.19%	33	3
NDP Kedrick Pickering	117	7.13%	104	13
PVIM Ronnie W. Skelton	153	9.32%	134	19
IND Lesmore Smith	91	5.55%	80	11
NDP Lorna Smith	170	10.36%	151	19
VIP Neville Smith	153	9.32%	137	16
PVIM Shaina Mary Ann Smith Archer	120	7.31%	103	17
IND Karen Vanterpool	6	0.37%	6	0
VIP Zoe Walcott	129	7.86%	117	12
Total Votes Cast	1641	100.00%	1452	189
Overvotes	0		0	0
Undervotes	43		36	7
Contest Totals	1684		1488	196



# OFFICE OF THE SUPERVISOR OF ELECTIONS POLLING DIVISION STATISTICS

## SIXTH ELECTORAL DISTRICT - BAUGHER'S BAY POLLING DIVISION

Title	TOTAL	Polling Day	Advance Polling
Registered Voters - Total	1658		
Ballots Cast - Total	934	802	132
Ballots Cast - Blank	0	0	0
Voter Turnout - Total	56.33%		

Title	TOTAL	VOTE %	Polling Day	Advance Polling
VIP Alvera Maduro-Caines	345	37.42%	295	50
NDP Myron Walwyn	577	62.58%	495	82
Total Votes Cast	922	100.00%	790	132
Overvotes	0		0	0
Undervotes	12		12	0
Contest Totals	934		802	132

Territorial Electoral District	TOTAL	VOTE %	Polling Day	Advance Polling
IND Ishmael E. Brathwaite	18	0.49%	13	5
IND Daniel Robert F. Davies	146	3.96%	135	11
VIP Sharie Bianca Y. de Castro	318	8.62%	276	42
IND Mitsy Jamelle Ellis	20	0.54%	17	3
NDP Renard V. Estridge	229	6.21%	193	36
VIP Carvin Malone	225	6.10%	189	36
PVIM Stacy Mather	328	8.89%	294	34
PVIM Ingrid A. Moses-Scatliffe	308	8.35%	266	42
NDP David Allen O'Neal	197	5.34%	159	38
NDP Kedrick Pickering	348	9.43%	289	59
PVIM Ronnie W. Skelton	291	7.89%	252	39
IND Lesmore Smith	84	2.28%	74	10
NDP Lorna Smith	434	11.76%	369	65
VIP Neville Smith	278	7.53%	241	37
PVIM Shaina Mary Ann Smith Archer	190	5.15%	170	20
IND Karen Vanterpool	24	0.65%	18	6
VIP Zoe Walcott	252	6.83%	217	35
Total Votes Cast	3690	100.00%	3172	518
Overvotes	0		0	0
Undervotes	46		36	10
Contest Totals	3736		3208	528



# OFFICE OF THE SUPERVISOR OF ELECTIONS POLLING DIVISION STATISTICS

## SIXTH ELECTORAL DISTRICT - BELLE VUE POLLING DIVISION

Title	TOTAL	Polling Day	Advance Polling
Registered Voters - Total	393		
Ballots Cast - Total	240	223	17
Ballots Cast - Blank	0	0	0
Voter Turnout - Total	61.07%		

Title	TOTAL	VOTE %	Polling Day	Advance Polling
VIP Alvera Maduro-Caines	74	31.76%	71	3
NDP Myron Walwyn	159	68.24%	145	14
Total Votes Cast	233	100.00%	216	17
Overvotes	0		0	0
Undervotes	7		7	0
Contest Totals	240		223	17

Territorial Electoral District	TOTAL	VOTE %	Polling Day	Advance Polling
IND Ishmael E. Brathwaite	1	0.11%	1	0
IND Daniel Robert F. Davies	30	3.19%	30	0
VIP Sharie Bianca Y. de Castro	75	7.99%	70	5
IND Mitsy Jamelle Ellis	5	0.53%	5	0
NDP Renard V. Estridge	68	7.24%	63	5
VIP Carvin Malone	46	4.90%	44	2
PVIM Stacy Mather	89	9.48%	83	6
PVIM Ingrid A. Moses-Scatliffe	67	7.14%	64	3
NDP David Allen O'Neal	39	4.15%	35	4
NDP Kedrick Pickering	93	9.90%	85	8
PVIM Ronnie W. Skelton	90	9.58%	86	4
IND Lesmore Smith	46	4.90%	42	4
NDP Lorna Smith	115	12.25%	104	11
VIP Neville Smith	74	7.88%	70	4
PVIM Shaina Mary Ann Smith Archer	54	5.75%	51	3
IND Karen Vanterpool	1	0.11%	1	0
VIP Zoe Walcott	46	4.90%	43	3
Total Votes Cast	939	100.00%	877	62
Overvotes	0		0	0
Undervotes	21		15	6
Contest Totals	960		892	68




# OFFICE OF THE SUPERVISOR OF ELECTIONS POLLING DIVISION STATISTICS

## SEVENTH ELECTORAL DISTRICT - LONG LOOK POLLING DIVISION

Title	TOTAL	Polling Day	Advance Polling
Registered Voters - Total	1549		
Ballots Cast - Total	874	722	152
Ballots Cast - Blank	1	0	1
Voter Turnout - Total	56.42%		

Title	TOTAL	VOTE %	Polling Day	Advance Polling
IND Perline R. Scatliffe	367	42.97%	290	77
VIP Natalio D. Wheatley	487	57.03%	417	70
Total Votes Cast	854	100.00%	707	147
Overvotes	0		0	0
Undervotes	20		15	5
Contest Totals	874		722	152

Territorial Electoral District	TOTAL	VOTE %	Polling Day	Advance Polling
IND Ishmael E. Brathwaite	5	0.15%	4	1
IND Daniel Robert F. Davies	143	4.18%	132	11
VIP Sharie Bianca Y. de Castro	329	9.63%	278	51
IND Mitsy Jamelle Ellis	18	0.53%	18	0
NDP Renard V. Estridge	205	6.00%	165	40
VIP Carvin Malone	258	7.55%	200	58
PVIM Stacy Mather	300	8.78%	274	26
PVIM Ingrid A. Moses-Scatliffe	171	5.00%	151	20
NDP David Allen O'Neal	146	4.27%	113	33
NDP Kedrick Pickering	413	12.09%	329	84
PVIM Ronnie W. Skelton	257	7.52%	214	43
IND Lesmore Smith	53	1.55%	41	12
NDP Lorna Smith	335	9.80%	271	64
VIP Neville Smith	301	8.81%	240	61
PVIM Shaina Mary Ann Smith Archer	204	5.97%	170	34
IND Karen Vanterpool	17	0.50%	12	5
VIP Zoe Walcott	262	7.67%	217	45
Total Votes Cast	3417	100.00%	2829	588
Overvotes	4		4	0
Undervotes	75		55	20
Contest Totals	3496		2888	608



# OFFICE OF THE SUPERVISOR OF ELECTIONS POLLING DIVISION STATISTICS

## EIGHTH ELECTORAL DISTRICT - EAST END POLLING DIVISION

Title	TOTAL	Polling Day	Advance Polling
Registered Voters - Total	1837		
Ballots Cast - Total	1138	973	165
Ballots Cast - Blank	0	0	0
Voter Turnout - Total	61.95%		

Title	TOTAL	VOTE %	Polling Day	Advance Polling
NDP Marlon Penn	828	73.73%	729	99
VIP Ludwis Allen Wheatley	295	26.27%	235	60
Total Votes Cast	1123	100.00%	964	159
Overvotes	0		0	0
Undervotes	15		9	6
Contest Totals	1138		973	165

Territorial Electoral District	TOTAL	VOTE %	Polling Day	Advance Polling
IND Ishmael E. Brathwaite	7	0.16%	7	0
IND Daniel Robert F. Davies	243	5.46%	220	23
VIP Sharie Bianca Y. de Castro	375	8.42%	321	54
IND Mitsy Jamelle Ellis	17	0.38%	13	4
NDP Renard V. Estridge	335	7.52%	286	49
VIP Carvin Malone	246	5.53%	190	56
PVIM Stacy Mather	423	9.50%	386	37
PVIM Ingrid A. Moses-Scatliffe	217	4.87%	190	27
NDP David Allen O'Neal	277	6.22%	235	42
NDP Kedrick Pickering	536	12.04%	459	77
PVIM Ronnie W. Skelton	299	6.72%	259	40
IND Lesmore Smith	74	1.66%	65	9
NDP Lorna Smith	564	12.67%	488	76
VIP Neville Smith	332	7.46%	268	64
PVIM Shaina Mary Ann Smith Archer	231	5.19%	198	33
IND Karen Vanterpool	22	0.49%	21	1
VIP Zoe Walcott	254	5.71%	206	48
Total Votes Cast	4452	100.00%	3812	640
Overvotes	4		0	4
Undervotes	96		80	16
Contest Totals	4552		3892	660




# OFFICE OF THE SUPERVISOR OF ELECTIONS POLLING DIVISION STATISTICS

## EIGHTH ELECTORAL DISTRICT - HOPE HILL POLLING DIVISION

Title	TOTAL	Polling Day	Advance Polling
Registered Voters - Total	143		
Ballots Cast - Total	82	79	3
Ballots Cast - Blank	0	0	0
Voter Turnout - Total	57.34%		

Title	TOTAL	VOTE %	Polling Day	Advance Polling
NDP Marlon Penn	57	70.37%	54	3
VIP Ludwis Allen Wheatley	24	29.63%	24	0
Total Votes Cast	81	100.00%	78	3
Overvotes	0		0	0
Undervotes	1		1	0
Contest Totals	82		79	3

Territorial Electoral District	TOTAL	VOTE %	Polling Day	Advance Polling
IND Ishmael E. Brathwaite	1	0.31%	1	0
IND Daniel Robert F. Davies	9	2.76%	9	0
VIP Sharie Bianca Y. de Castro	34	10.43%	33	1
IND Mitsy Jamelle Ellis	0	0.00%	0	0
NDP Renard V. Estridge	14	4.29%	14	0
VIP Carvin Malone	23	7.06%	22	1
PVIM Stacy Mather	26	7.98%	26	0
PVIM Ingrid A. Moses-Scatliffe	27	8.28%	25	2
NDP David Allen O'Neal	10	3.07%	10	0
NDP Kedrick Pickering	27	8.28%	25	2
PVIM Ronnie W. Skelton	20	6.14%	20	0
IND Lesmore Smith	13	3.99%	12	1
NDP Lorna Smith	37	11.35%	35	2
VIP Neville Smith	38	11.66%	37	1
PVIM Shaina Mary Ann Smith Archer	19	5.83%	18	1
IND Karen Vanterpool	2	0.61%	2	0
VIP Zoe Walcott	26	7.98%	25	1
Total Votes Cast	326	100.00%	314	12
Overvotes	0		0	0
Undervotes	2		2	0
Contest Totals	328		316	12



# OFFICE OF THE SUPERVISOR OF ELECTIONS POLLING DIVISION STATISTICS

## NINTH ELECTORAL DISTRICT - THE VALLEY POLLING DIVISION

Title	TOTAL	Polling Day	Advance Polling
Registered Voters - Total	1385		
Ballots Cast - Total	845	709	136
Ballots Cast - Blank	0	0	0
Voter Turnout - Total	61.01%		

Title	TOTAL	VOTE %	Polling Day	Advance Polling
PVIM Shereen Flax	173	20.52%	157	16
NDP Coy Levons	306	36.30%	259	47
IND Vernon Vanterpool	11	1.30%	10	1
VIP Vincent A. Wheatley	353	41.87%	281	72
Total Votes Cast	843	100.00%	707	136
Overvotes	0		0	0
Undervotes	2		2	0
Contest Totals	845		709	136

Territorial Electoral District	TOTAL	VOTE %	Polling Day	Advance Polling
IND Ishmael E. Brathwaite	10	0.30%	7	3
IND Daniel Robert F. Davies	76	2.26%	73	3
VIP Sharie Bianca Y. de Castro	374	11.12%	305	69
IND Mitsy Jamelle Ellis	15	0.45%	14	1
NDP Renard V. Estridge	173	5.15%	137	36
VIP Carvin Malone	309	9.19%	241	68
PVIM Stacy Mather	241	7.17%	222	19
PVIM Ingrid A. Moses-Scatliffe	160	4.76%	148	12
NDP David Allen O'Neal	226	6.72%	178	48
NDP Kedrick Pickering	272	8.09%	226	46
PVIM Ronnie W. Skelton	242	7.20%	220	22
IND Lesmore Smith	48	1.43%	40	8
NDP Lorna Smith	312	9.28%	263	49
VIP Neville Smith	308	9.16%	249	59
PVIM Shaina Mary Ann Smith Archer	209	6.22%	189	20
IND Karen Vanterpool	70	2.08%	57	13
VIP Zoe Walcott	317	9.43%	252	65
Total Votes Cast	3362	100.00%	2821	541
Overvotes	0		0	0
Undervotes	18		15	3
Contest Totals	3380		2836	544





# OFFICE OF THE SUPERVISOR OF ELECTIONS POLLING DIVISION STATISTICS

## NINTH ELECTORAL DISTRICT - NORTH SOUND POLLING DIVISION

Title	TOTAL	Polling Day	Advance Polling
Registered Voters - Total	362		
Ballots Cast - Total	232	215	17
Ballots Cast - Blank	0	0	0
Voter Turnout - Total	64.09%		

Title	TOTAL	VOTE %	Polling Day	Advance Polling
PVIM Shereen Flax	34	14.72%	31	3
NDP Coy Levons	73	31.60%	70	3
IND Vernon Vanterpool	1	0.43%	0	1
VIP Vincent A. Wheatley	123	53.25%	113	10
Total Votes Cast	231	100.00%	214	17
Overvotes	0		0	0
Undervotes	1		1	0
Contest Totals	232		215	17

Territorial Electoral District	TOTAL	VOTE %	Polling Day	Advance Polling
IND Ishmael E. Brathwaite	2	0.22%	2	0
IND Daniel Robert F. Davies	12	1.31%	12	0
VIP Sharie Bianca Y. de Castro	131	14.35%	121	10
IND Mitsy Jamelle Ellis	7	0.77%	5	2
NDP Renard V. Estridge	31	3.40%	30	1
VIP Carvin Malone	107	11.72%	100	7
PVIM Stacy Mather	67	7.34%	62	5
PVIM Ingrid A. Moses-Scatliffe	44	4.82%	39	5
NDP David Allen O'Neal	45	4.93%	42	3
NDP Kedrick Pickering	62	6.79%	60	2
PVIM Ronnie W. Skelton	50	5.48%	43	7
IND Lesmore Smith	11	1.20%	7	4
NDP Lorna Smith	67	7.34%	63	4
VIP Neville Smith	110	12.05%	103	7
PVIM Shaina Mary Ann Smith Archer	46	5.04%	42	4
IND Karen Vanterpool	7	0.77%	7	0
VIP Zoe Walcott	114	12.49%	107	7
Total Votes Cast	913	100.00%	845	68
Overvotes	0		0	0
Undervotes	15		15	0
Contest Totals	928		860	68



# OFFICE OF THE SUPERVISOR OF ELECTIONS POLLING DIVISION STATISTICS

## NINTH ELECTORAL DISTRICT - ANEGADA POLLING DIVISION

Title	TOTAL	Polling Day	Advance Polling
Registered Voters - Total	162		
Ballots Cast - Total	102	93	9
Ballots Cast - Blank	0	0	0
Voter Turnout - Total	62.96%		

Title	TOTAL	VOTE %	Polling Day	Advance Polling
PVIM Shereen Flax	32	31.37%	31	1
NDP Coy Levons	36	35.29%	32	4
IND Vernon Vanterpool	19	18.63%	17	2
VIP Vincent A. Wheatley	15	14.71%	13	2
Total Votes Cast	102	100.00%	93	9
Overvotes	0		0	0
Undervotes	0		0	0
Contest Totals	102		93	9

Territorial Electoral District	TOTAL	VOTE %	Polling Day	Advance Polling
IND Ishmael E. Brathwaite	1	0.16%	0	1
IND Daniel Robert F. Davies	27	7.06%	25	2
VIP Sharie Bianca Y. de Castro	22	7.69%	20	2
IND Mitsy Jamelle Ellis	6	0.63%	6	0
NDP Renard V. Estridge	14	2.98%	12	2
VIP Carvin Malone	20	2.67%	18	2
PVIM Stacy Mather	45	13.81%	41	4
PVIM Ingrid A. Moses-Scatliffe	28	10.68%	27	1
NDP David Allen O'Neal	21	0.94%	18	3
NDP Kedrick Pickering	16	6.59%	14	2
PVIM Ronnie W. Skelton	46	12.56%	44	2
IND Lesmore Smith	15	2.67%	13	2
NDP Lorna Smith	32	11.46%	28	4
VIP Neville Smith	21	4.71%	19	2
PVIM Shaina Mary Ann Smith Archer	32	9.89%	30	2
IND Karen Vanterpool	12	0.47%	10	2
VIP Zoe Walcott	12	5.02%	12	0
Total Votes Cast	370	100.00%	337	33
Overvotes	0		0	0
Undervotes	38		35	3
Contest Totals	408		372	36