

opened in the presence of election officials and counting agents.

11. How will we know that the electronic tabulating machines are functioning properly?

Internal and external tests will be conducted. The Logic and Accuracy tests are done only in the presence of the election staff/workers. This testing ensures that all machines are tabulating properly prior to demonstrating their accuracy of the machines to the public.

The Public Test is an event designed to demonstrate to candidates, the media and the general public the accuracy of the tabulation of all ballots. This event is performed after the Logic and Accuracy testing. In accordance with the Elections (Amendment) Act, 2019, the machines will be tested no earlier than 10 days before polling day. This Public Test will be open to representatives of political parties, members of the press and the general public.

12. How will you avoid persons tampering with the electronic tabulating machines?

Once tested, the machines will be locked, sealed and secured until polling day.

13. How will I know that cast ballots have not been placed in the electronic tabulating machines ahead of polling day?

At the start of the poll, as part of the opening procedures, each Presiding Officer will open the ballot box and visually inspect the inside of the box to ensure it is empty. Additionally, the Presiding Officers will have to run a report to verify that the public count is zero. This also confirms that the ballot box is empty.

14. What happens if electricity goes off on polling day? Will the electronic tabulating system continue to work?

The electronic tabulating system has a battery backup that can last for up to four to six hours. This provides sufficient time for election officers to secure an alternative power supply.

15. The electronic tabulating system will give faster results than manual counting, but how do I know that the results are accurate?

Firstly, the Logic and Accuracy tests are completed on each electronic tabulating system to verify that all results are correct. Secondly, a zero tape is printed at the beginning of election day which verifies no results are already counted. Thirdly, a results report is printed at the closing of the poll. Finally, the paper ballots cast are stored in the ballot box of the system and can be retrieved in the event that a manual recount is required.

16. How do I know that persons will not hack into the electronic tabulating system?

Each electronic tabulating system is a stand-alone device and has no connectivity to the internet or any other device. All files stored on the DS200 are encrypted with 256 bit military level encryption.




*Design and Layout by
The Department of Information and Public Relations*

VIRGIN ISLANDS GENERAL ELECTION

2019



FREQUENTLY ASKED QUESTIONS



The Elections (Amendment) Act, 2019 provides for the use of an electronic tabulating system. Votes will therefore be tabulated electronically in the 2019 General Elections. An electronic tabulating system means the use of equipment for casting, scanning and tabulating of ballots and reporting of voting results by electronic means.

FREQUENTLY ASKED QUESTIONS

1. What is the main purpose of the electronic tabulating system?

The electronic tabulating system scans every ballot that is inserted into the machine and tabulates the results of the poll. Additionally, it ensures that the voters have marked their ballots correctly when they are scanned. This ensures that every vote is counted and no votes are missed.

2. Will we be voting electronically?

No, voters will still vote by using paper ballots to select the candidates of their choice. Votes will be scanned and tabulated using an electronic tabulating system, the Precinct Scanner and Tabulator (DS 200).

3. What is different about the voting process?

Voters will now be given a single ballot in a folder. They can vote for one local electoral district candidate and up to four territorial electoral candidates. The voter should select the candidates of his/her choice by shading the oval. See sample ballot to the left.

4. What happens after the voter selects the candidates of his/her choice?

After the voter makes his/her selections in the voting booth, he/she will proceed to the electronic tabulating system.

5. What happens when I go to the electronic tabulating system?

There will be a message that states, "Welcome. Please insert your ballot." The voter should then insert the ballot paper in the space indicated. If the voter has selected one candidate in the local electoral district and four in the territorial electoral district, a message will be displayed, "Thank you for voting." The voter should then return the folder to the Exit Poll Clerk and exit the polling station immediately.

6. What happens if I do not select one candidate in the local electoral district or four candidates in the territorial electoral district?

If the voter has undervoted or overvoted, the electronic tabulating system will display a message to indicate that the voter has undervoted or overvoted and offer two choices, **Cast Ballot** or **Return**.

If the voter selects **Cast Ballot**, the electronic tabulating system will display a message that states, "Thanks for voting. Your ballot has been counted."

If the voter selects **Return**, he or she will be given the opportunity to vote for the correct number of candidates if he or she undervoted. If the voter overvoted, he or she should return the ballot to the Presiding Officer and request a new ballot.

7. How do I know that my ballot will be counted?

Once the voter selects **Cast Ballot**, the ballot will be scanned and tabulated. The electronic tabulating system will display a message that states, "Thanks for voting. Your ballot has been counted."

8. Is the electronic tabulating system connected to the internet?

No, the systems are stand-alone equipment and not connected to the internet.

9. Where are the tabulated results held?

The results are stored on a secured storage device in the electronic tabulating system from which the results are retrieved at the central counting station.

10. What assurance can you give to candidates that these storage devices will be secured until they arrive at the counting station?

The storage devices will be sealed in pouches and carrying cases before being transported, in the presence of police officers, to the counting stations. The sealed pouches will be

"FORM NO. 22A
(Section 34(3)(e))
GOVERNMENT OF THE VIRGIN ISLANDS
ELECTIONS ACT


BALLOT PAPER FOR ELECTRONIC TABULATING SYSTEM

No. General Election 2019
First Local and Territorial Electoral District
Polling Day: 25th February, 2019

Initial of P.O.

INSTRUCTIONS


Making Selections



Fill in the oval to the right of the name of your choice. You must blacken the oval completely, and do not make any marks outside of the oval.

Do not cross out or erase, or your vote may not count. If you make a mistake or a stray mark, ask for a new ballot from the Presiding Officer.

Turning in the ballot



Insert the completed ballot into the ballot sleeve. Deposit the ballot in the electronic voting system and return the ballot sleeve to the Poll Clerk.

LOCAL ELECTORAL DISTRICT VOTE FOR ONE CANDIDATE			
1.	Jones, John Shopkeeper Tortola		<input checked="" type="radio"/>
2.	Rock, Jenny Businesswoman Tortola		<input type="radio"/>
3.	Smith, George Carpenter Virgin Gorda		<input type="radio"/>

TERRITORIAL ELECTORAL DISTRICT VOTE FOR UP TO FOUR CANDIDATES			
1.	Black, Sarah Merchant Virgin Gorda		<input checked="" type="radio"/>
2.	Doty, Yvonne Beautician Anegada		<input checked="" type="radio"/>
3.	Knight, Rebecca Attorney-at-Law Tortola		<input type="radio"/>
4.	Mayaba, Hector Mechanic Jost Van Dyke		<input checked="" type="radio"/>
5.	Roach, Tyrone Fisherman Salt Island		<input checked="" type="radio"/>
6.	Rogers, Anton Accountant Tortola		<input type="radio"/>

Thank you for voting.
Please deposit your finished ballot.